

# MODEL CK7100 Conversion Kit

## USE CK7100 CONVERSION KIT TO CONVERT 7100 A-FRAME LADDER TO 6100 INPOOL LADDER

### ASSEMBLY AND INSTRUCTION MANUAL

#### Parts List

- |                         |                      |
|-------------------------|----------------------|
| 2 - Handrail Returns    | 2 - Adjustable Tubes |
| 2 - Handrail Connectors | 2 - Mounting Blocks  |

#### Hardware Pack

- 14 - #10 x 1-1/4" screw



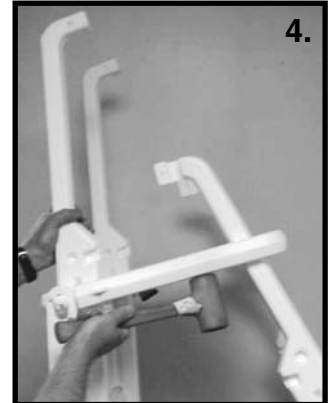
7100 B A-Frame



Remove the (2) two screws from handrails and save.




Tap upward on ladder deck/platform.



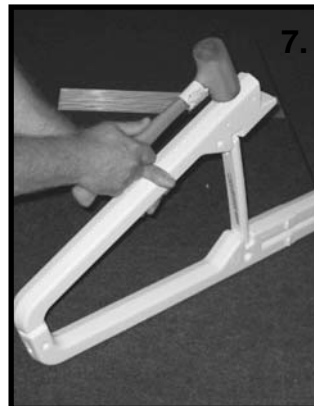
Continue tapping until inpool ladder section separates from deck.



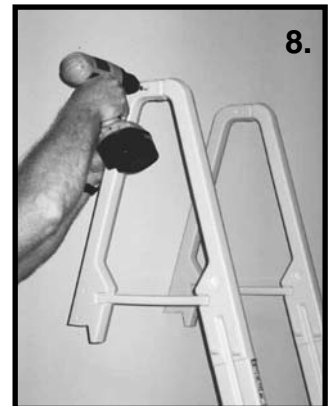
Use only Inpool section of ladder.




Lay ladder down and tap in the handrail connector.



Slide handrail returns together and tap down to secure to the handrail connector.



Re-install the (2) two handrail screws.



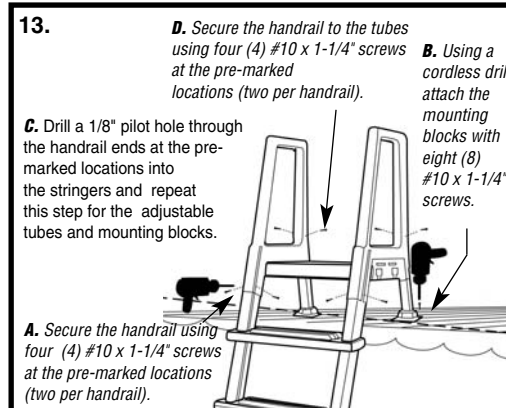
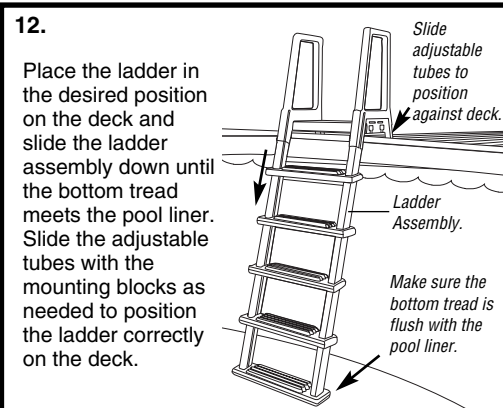
Slide the mounting block over the adjustable tube until seated on the tabs.



Slide adjustable tubes into ladder rails.



Complete 6100B inpool conversion.



MADE IN THE U.S.A. by:  
**CONFER**  
plastics inc.

97 Witmer Road  
North Tonawanda, NY 14120-2421  
Toll Free U.S. 866-396-2968  
Tel: 716-283-1826 / FAX: 716-283-3249  
www.conferladders.com